

# Impact Wrench


33811 / 33812

- Nickel chrome molybdenum square drive
- Variable speed trigger
- Muffled on handle exhaust





33831 / 33832



1"  33811-150



1"  33812-150




1"  33831-180



1"  33832-180



KT NO.	Square drive		Type Std/Long anvil	Std. Bolt Size		Free Speed R.P.M	Max. Torque		Overall Length		Air Inlet Inch	Air Hose ID	Air Pressure		Avg. Air Consumption	Sound DBA	Vib M/S2	Net Weight			
	inch	mm		inch	mm		ft-lb	N-m	inch	mm			bar	psi				L/min	CFM		kgs
33811-150	1"	25.40	Std. anvil	1-1/4"	M36	4000	1500	2033	14-19/32"	371	1/2" BSPT / NPT	3/4"	6.2	90	255	9.0	101.17	10.77	10.30	22.71	1 / 1
33812-150	1"	25.40	Long anvil	1-1/4"	M36	4000	1500	2033	20-19/32"	523	1/2" BSPT / NPT	3/4"	6.2	90	255	9.0	100.40	6.13	11.30	24.91	1 / 1
33831-180	1"	25.40	Std. anvil	1-1/2"	M38	4000	1800	2440	14-19/32"	371	1/2" BSPT / NPT	3/4"	6.2	90	255	9.0	102.11	8.84	11.50	25.35	1 / 1
33832-180	1"	25.40	Long anvil	1-1/2"	M38	4000	1800	2440	20-19/32"	523	1/2" BSPT / NPT	3/4"	6.2	90	255	9.0	103.99	6.60	12.50	27.56	1 / 1