



Standard Impact Socket

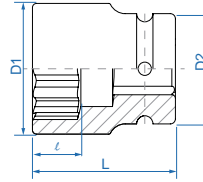
- Material - chrome molybdenum alloy steel
- Finishing - phosphate sunk

8530S new

 1"

• ANSI/ASME B107.2

KT NO.	Ø inch	D1 mm	D2 mm	ℓ mm	L mm		
853024S	3/4	35	54	15	58	508	1 / 24
853030S	15/16	37	54	15	58	529	1 / 24
853032S	1	42	54	17	58	567	1 / 24
853036S	1-1/8	47	54	19	58	600	1 / 24
853040S	1-1/4	51	54	20	62	679	1 / 24
853044S	1-3/8	54	54	20	62	779	1 / 24
853046S	1-7/16	56	54	20	65	729	1 / 24
853054S	1-11/16	64	54	22	70	890	1 / 20
853056S	1-3/4	67	54	26	70	1000	1 / 20
853066S	2-1/16	75	54	30	80	1300	1 / 12
853072S	2-1/4	82	54	32	83	1500	1 / 12
853076S	2-3/8	86	54	32	87	1758	1 / 12

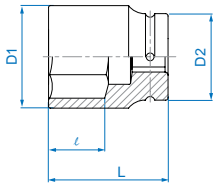




Deep Impact Socket

8435M

 1"

• DIN 3121

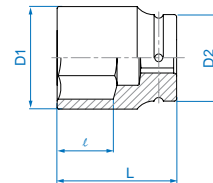



KT NO.	Ø mm	D1 mm	D2 mm	ℓ mm	L mm		
843524M	24	41	54	25	90	850	1 / 24
843527M	27	44	54	25	90	879	1 / 24
843528M	28	45	54	25	90	892	1 / 24
843530M	30	48	54	28	90	916	1 / 24
843532M	32	51	54	28	90	979	1 / 24
843533M	33	52	54	28	92	1016	1 / 24
843534M	34	53	54	28	92	1029	1 / 24
843535M	35	54	54	28	92	1016	1 / 24
843536M	36	56	54	32	92	1033	1 / 24
843538M	38	58	54	32	92	1025	1 / 24
843540M	40	60	54	32	92	1075	1 / 24
843541M	41	61	54	32	92	1083	1 / 24
843542M	42	64	54	32	92	1100	1 / 24
843546M	46	68	54	35	95	1137	1 / 10
843548M	48	70	54	35	95	1400	1 / 10
843550M	50	73	54	35	95	1518	1 / 10
843552M	52	75	54	40	100	1637	1 / 6
843554M	54	78	54	40	100	1750	1 / 6
843555M	55	79	54	40	100	1862	1 / 6
843558M	58	83	54	42	100	1925	1 / 6
843560M	60	86	54	42	100	2050	1 / 6
843565M	65	92	54	50	110	2663	1 / 6
843570M	70	97	54	59	110	2921	1 / 6

8435S

 1"

• ANSI/ASME B107.1



KT NO.	Ø inch	D1 mm	D2 mm	ℓ mm	L mm		
843530S	15/16	40.8	54	25	90	850	1 / 24
843532S	1	42	54	25	90	860	1 / 24
843534S	1-1/16	44	54	25	90	879	1 / 24
843536S	1-1/8	46.3	54	25	90	900	1 / 24
843538S	1-3/16	48	54	28	90	916	1 / 24
843540S	1-1/4	51	54	28	90	979	1 / 24
843542S	1-5/16	52	54	28	92	1016	1 / 24
843544S	1-3/8	54	54	28	92	1016	1 / 24
843546S	1-7/16	56	54	32	92	1033	1 / 24
843548S	1-1/2	58	54	32	92	1025	1 / 24
843550S	1-9/16	60	54	32	92	1075	1 / 24
843552S	1-5/8	61	54	32	92	1083	1 / 24
843554S	1-11/16	64	54	32	92	1100	1 / 24
843556S	1-3/4	67	54	32	92	1120	1 / 12
843558S	1-13/16	68	54	35	95	1137	1 / 12
843560S	1-7/8	70	54	35	95	1400	1 / 6
843562S	1-15/16	72	54	35	95	1480	1 / 6
843564S	2	74	54	35	95	1577	1 / 6
843566S	2-1/16	75	54	40	100	1637	1 / 6
843568S	2-1/8	78	54	40	100	1750	1 / 6
843570S	2-3/16	79	54	40	100	1862	1 / 6
843572S	2-1/4	82	54	42	100	1900	1 / 6